



FY 2021-22 Budget Hearings

Day 1 – Budget Overview

FY 2021-22 Budget Hearings:

Chairperson Remarks

Supervisor Lynda Hopkins



FY 2021-22 Budget Hearings:



County Administrator Remarks





Budget Hearing Schedule & Materials



FY 2021-22 Recommended Budget Hearings Schedule

- **Day 1 – Tuesday, June 15 at 8:30 a.m.**

8:30 a.m. – Budget Overview Presentation

10 a.m. – Budget Policy Items

11 a.m. – Public Comment on the Budget

1 p.m. – Available Sources, CAO Recommendations, and Budget Deliberation Tool Overview and Straw Vote on Available Sources

2 p.m. – Begin Deliberations

4 p.m. – Public Comment on Matters not on the Agenda



FY 2021-22 Recommended Budget Hearings Schedule

- **Day 2 – Wednesday, June 16 at 8:30 am**

8:30 AM – Deliberations

10:00 AM – Public Comment on the Budget

11:00 AM – Deliberations and Direction to Staff (Straw Vote)

- **Day 3 – Friday, June 18 at 9:00 am**

9:00 AM – Recap of Budget Balance Tool and Deliberations

10:00 AM – Public Comment on the Budget

11:00 AM – Final Adoption



Budget Binder Material

- Tab 1 – Budget Hearing Overview
- Tab 2 – Available Sources and Budget Change Requests
- Tab 3 – Fund Balance Memo
- Tab 4 – General Fund Reserve Memo
- Tab 5 – Board Inquiry Requests
- Tab 6 – Financial Policies
- Tab 7 – Measure O (Mental Health, Addiction, and Homeless Services Tax) Update
- Tab 8 – COVID-19 Response Update
- Tab 9 – Proposition 4 Limit Memo & Resolution
- Tab 10 – Budget Resolutions and Exhibits





Budget Overview



Public Budget Tools

Budget Reports

Annually, the County Administrator's Office, in conjunction with all County Departments, works to develop a sound operating plan for the County of Sonoma for the approaching fiscal year.

This plan is initially approved by the Board of Supervisors to provide for operations in the new fiscal year until the books of the old fiscal year are closed. At that point, a series of adjustments are drawn up to reflect the actual ending/beginning balances for each of the funds the County maintains and actual progress on multi-year projects already underway.

The Board of Supervisors then holds public hearings on the recommended budget and any recommendations for adjustments. Staff compiles the approved adjustments and any other Board direction during the hearings and the result is the adopted budget for the year.



Fiscal Year 2021-2022 Budget Materials

- [FY 2021-22 Recommended Budget](#) » (PDF: 5.1 MB)
- [Community Funding Request Form](#) » (PDF: 195 kB)

<https://sonomacounty.ca.gov/CAO/Public-Reports/Budget-Reports/>

Open Budget County of Sonoma

The County of Sonoma is providing an online view of the County's annual operating budget as part of our commitment to transparency, open government, and citizen engagement. This site presents the County's operating budget in a visual style to help promote an understanding of how the budget is structured and where the County is dedicating available resources.

Explore the County's budget by clicking on bars in the chart below to view more detailed information for a service area, and click on bars in the subsequent charts to continue drilling down into the details.

[View a brief video demonstration of the SoCo Budget tool](#) »

[Read More](#)

Operating Budget Summary

Revenue Budget

\$1.98 Billion

Recommended Revenue Budget

Please note: The adopted revenues in the County's Budget Book total \$1.98 billion, which differs from the amount above due to two factors. First, the adopted revenue in the Budget book excludes \$100.0 million in budgeted transfers within county.

Expenditure Budget

\$2.13 Billion

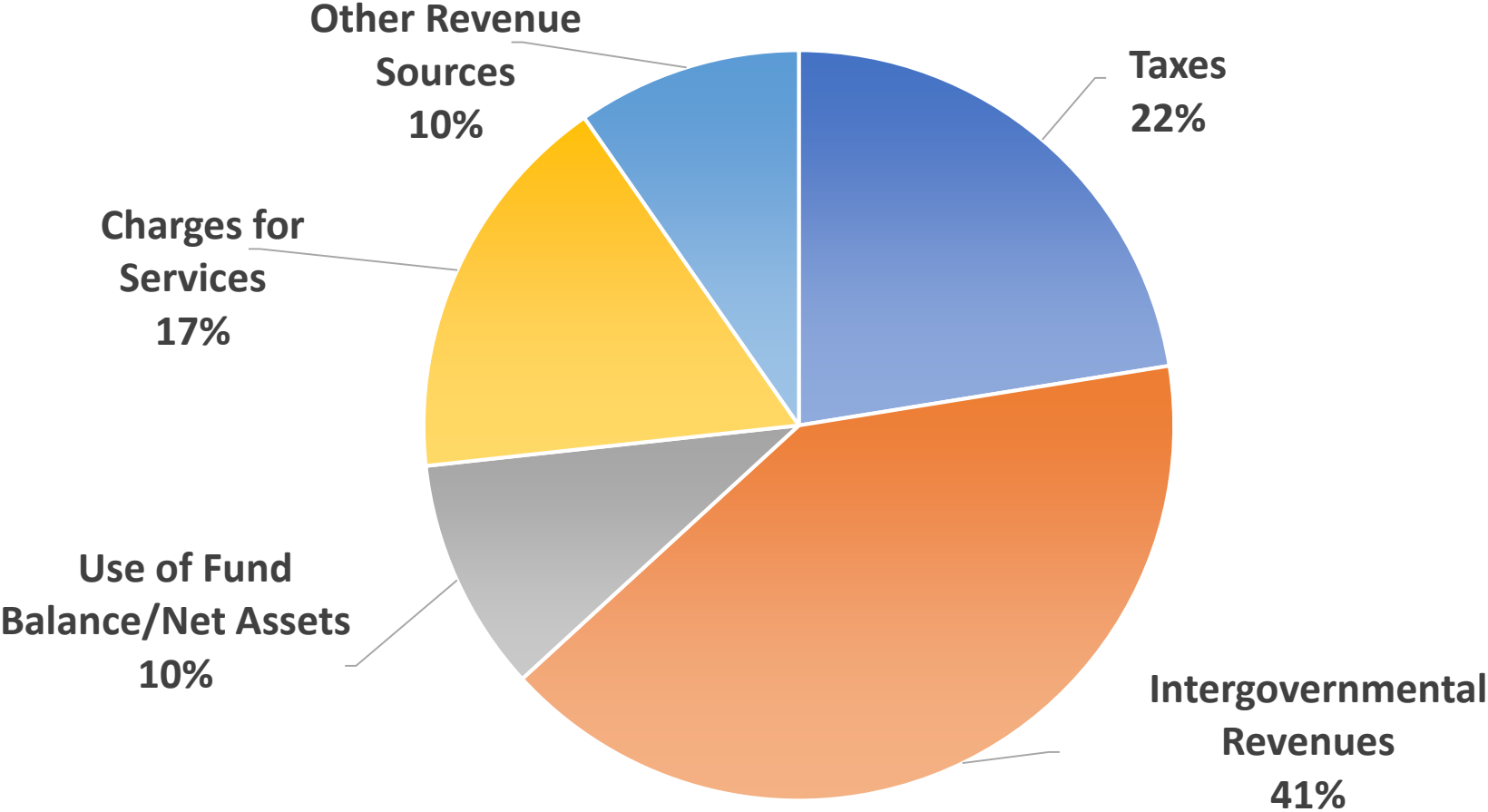
Recommended Expenditure Budget

Please note: The adopted expenditures in the County's Budget Book total \$1.98 billion, which differs from the amount above due to two factors. First, the adopted expenditures in the Budget book excludes \$100.0 million in budgeted transfers.

<https://sonomacounty.budget.socrata.com/>

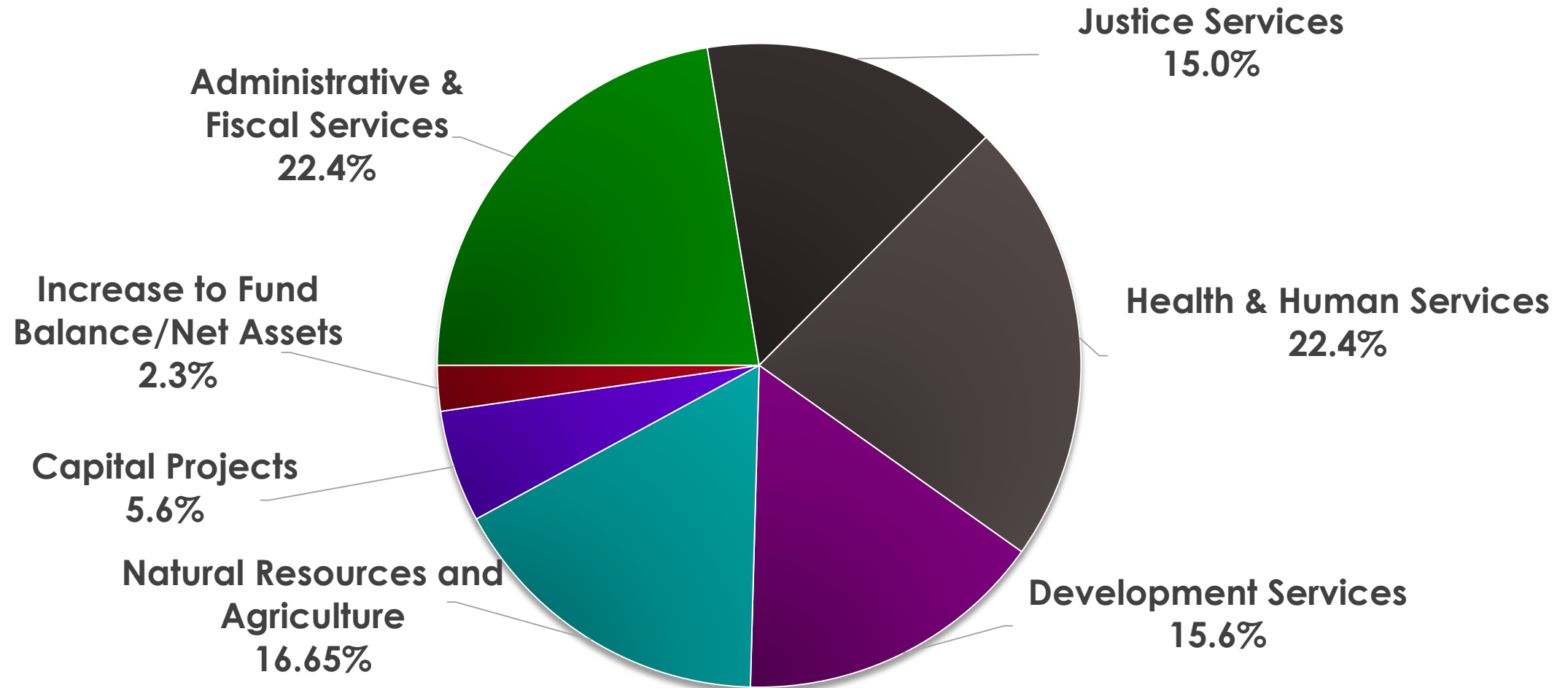


Recommended Budget Total Sources - \$1.98 Billion



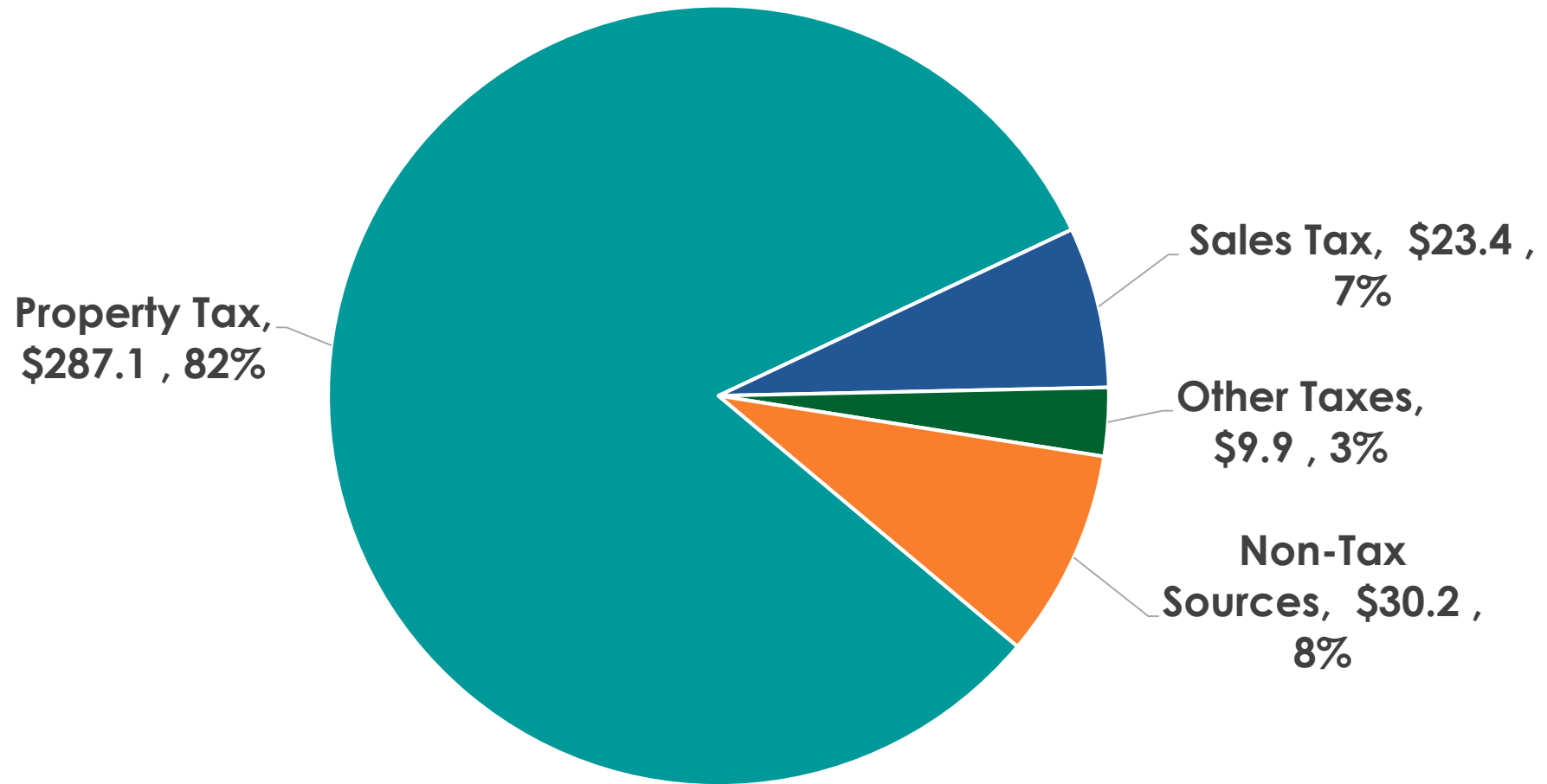
Recommended Budget

Total Uses - \$1.98 Billion



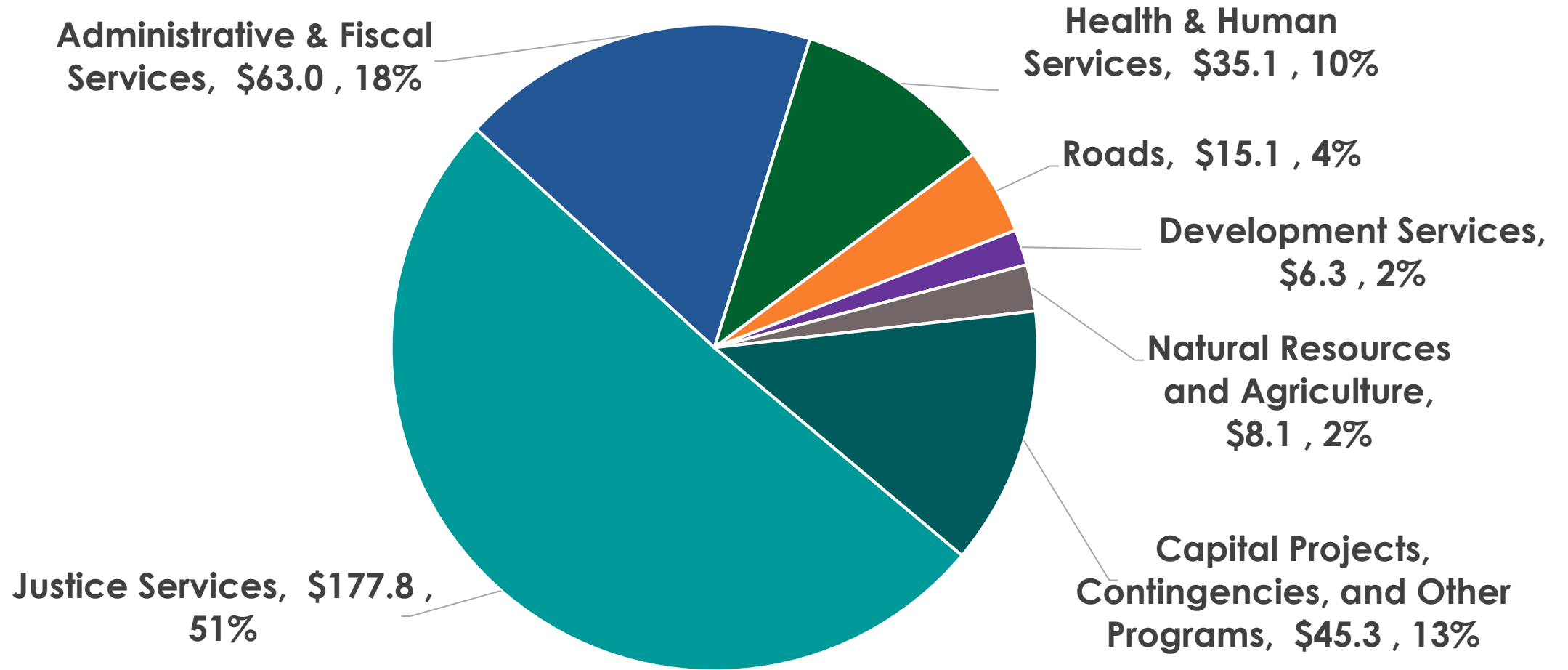
Discretionary General Fund

Total Sources - \$351 Million



Discretionary General Fund

Total Uses - \$351 Million



Position Allocations

Functional Area	FY 2020-21 Revised	FY 2021-22 Recommended	Change
Administrative and Fiscal Services	622.00	612.50	-9.50
Development Services	391.50	390.50	-1.00
Justice Services	1088.05	1069.05	-19.00
Natural Resources and Agriculture	443.00	443.00	0.00
Health and Human Services	1602.48	1590.98	-11.50
Total	4147.03	4106.03	-41.00





Supplemental Adjustments



Supplemental Adjustments

- Account for changes with prior Board direction
 - Board actions too late for Recommended Budget
 - New information on existing policies too late for Recommended Budget
- \$6.9 million in revenue and expenditure adjustments in the General Fund
- \$142 million in revenue and \$101 million in expenditure adjustments in Other Funds



Supplemental Adjustments – General Fund

- **\$4 million** in additional Reinvestment and Revitalization fund; the use for these funds will be programmed as part of the deliberations.
- **\$992,000** to fund staff in the new Climate Action and Resiliency division, funded with PG&E Settlement Funds.
- **\$828,000** for janitorial services related to COVID.
- **\$400,000** for continued Communications team staffing for COVID response
- **\$250,000** for a grant funded Deputy Public Defender



Supplemental Adjustments – COVID Response

- COVID Response
 - **\$88 million** in COVID-related revenues from FEMA, grants, ARPA and other sources
 - **\$59 million** in associated expenses.
 - **\$18 million** Emergency Rental Assistance State Block Grant Funding

Total ARPA Funding from FY20-21 and FY21-22 is ~\$96M. After Supplemental Adjustments approximately \$76M will remain.



Supplemental Adjustments

COVID-19 Response – Department of Health Services

COVID-19 Emergency Response Activities	FEMA 100%	Grant Funding	ARPA	Total
Temporary COVID-19 Section	-	4,916,787	7,696,623	12,613,410
Non-DHS staff from other County departments	-	729,987	1,793,080	2,523,067
Disease Control and Public Health Lab	-	1,465,686	2,757,528	4,223,214
Alternate Care Site (FEMA funding through 9/30/21)	2,722,564	-	-	2,722,564
Motels and Shelters - non-congregate sheltering (FEMA funding through 9/30/21)	5,696,044	-	-	5,696,044
Sonoma County Fairgrounds non-congregate sheltering (FEMA funding through 9/30/21)	828,991	-	-	828,991
Personal Protective Equipment	-	-	360,000	360,000
Sanitation Stations	-	-	2,433,333	2,433,333
Enhanced COVID-19 Strategies	-	4,893,460	852,926	5,746,386
Vaccination Coordination Activities (FEMA funding through 12/31/21)	5,839,318	1,567,713	595,443	8,002,474
Grand Total	15,086,917	13,573,633	16,488,933	45,149,483



Supplemental Adjustments

Capital Projects



- \$3.9 million General Fund Contribution Distributed in Supplementals:
 - \$1.28 million to Communications Towers on Pine Mountain and Sleepy Mountain (including annual Communication Tower contribution)
 - \$300,000 to repay ADA funding borrowed for Inmate Connector
 - \$200,000 for Public Health Lab and Morgue Replacement Design costs
 - \$276,000 for planning and support of unfunded projects
 - \$44,000 for completion of Chanate Geotechnical mapping project
 - \$1.8 million to Veterans Buildings (details follow)



Supplemental Adjustments

Capital Projects

- \$1.8 million General Fund Contribution to Veterans Buildings:
 - \$100,000 for Cloverdale Solar Thermal and Pools Safety upgrades
 - \$200,000 for resurfacing in multiple parking lots
 - \$200,000 for Santa Rosa solar parking canopy
 - \$250,000 for Santa Rosa seismic retrofit project
 - \$250,000 for Sonoma seismic retrofit project
 - \$800,000 for future projects for all Veterans Buildings
- \$2.1 million from Deferred Maintenance for new County Center project



Supplemental Adjustments – Position Changes

A summary of all position changes from Recommended Budget to present is available in Tab 2.

- Position Changes in Supplemental Adjustments
 - Upgrade Legislative Affairs Administrative Analyst III to Principal Analyst to align with duties and level of responsibility.
 - Extend 2.0 Communications Specialists and 1.0 Janitorial Services Supervisor to address continued COVID-related work.
 - Add 0.5 Admin Aide in LAFCO
- 12-Month Vacancy Sweeps – 3.0 FTE (corrected)
 - 1.0 Legal Processor II - Child Support Services
 - 1.0 Probation Officer II - Probation Department
 - 1.0 Fire Inspector II - Permit Sonoma





Looking Forward



Fiscal Forecast

General Fund Revenue

	FY 20-21 Projected	FY 21-22 Projected	FY 22-23 Projected	FY 23-24 Projected	FY 24-25 Projected
General Purpose Tax Revenue	\$ 318.1	\$ 323.2	\$ 330.0	\$ 338.1	\$ 346.3
Other General Purpose Revenue	\$ 55.3	\$ 29.6	\$ 29.9	\$ 30.0	\$ 30.1
Use of 1x Fund Balance	\$ 16.1	\$ 2.2	\$ -	\$ -	\$ -
Total General Purpose General Fund*	\$ 389.4	\$ 355.0	\$ 359.9	\$ 368.0	\$ 376.3

Departmental Revenue	\$ 192.4	\$ 192.7	\$ 193.5	\$ 194.3	\$ 197.4
Total General Fund Revenue	\$ 581.8	\$ 547.6	\$ 553.4	\$ 562.4	\$ 573.7

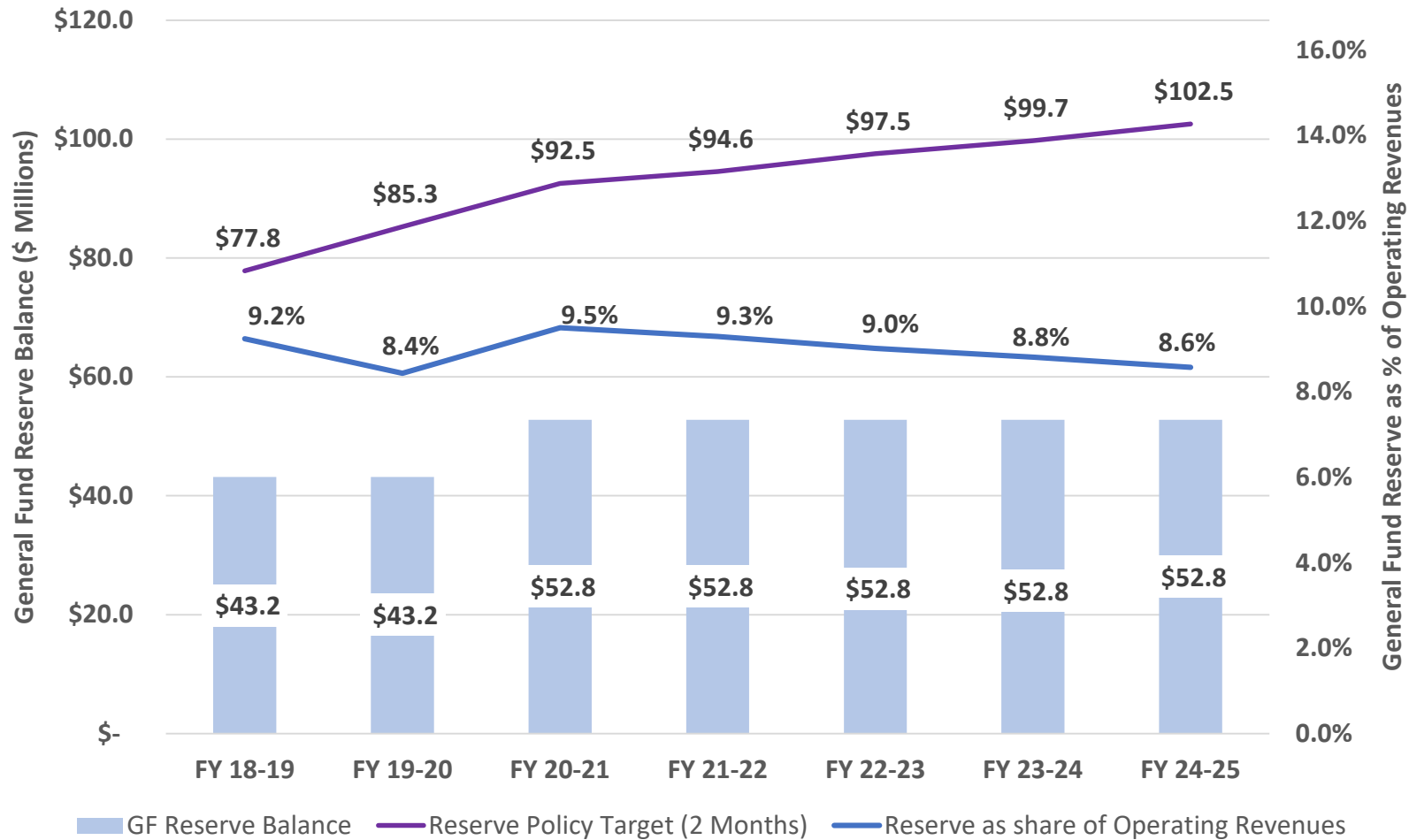
General Fund Expenditures

Salary and Benefits	\$ 361.7	\$ 383.1	\$ 391.8	\$ 403.3	\$ 413.6
Other Expenditures	\$ 207.8	\$ 164.5	\$ 169.6	\$ 176.3	\$ 180.9
Total General Fund Expenditures	\$ 569.5	\$ 547.6	\$ 561.3	\$ 579.7	\$ 594.6

Total Surplus (Defecit)	\$ 12.3	\$ -	\$ (7.9)	\$ (17.3)	\$ (20.8)
--------------------------------	----------------	-------------	-----------------	------------------	------------------



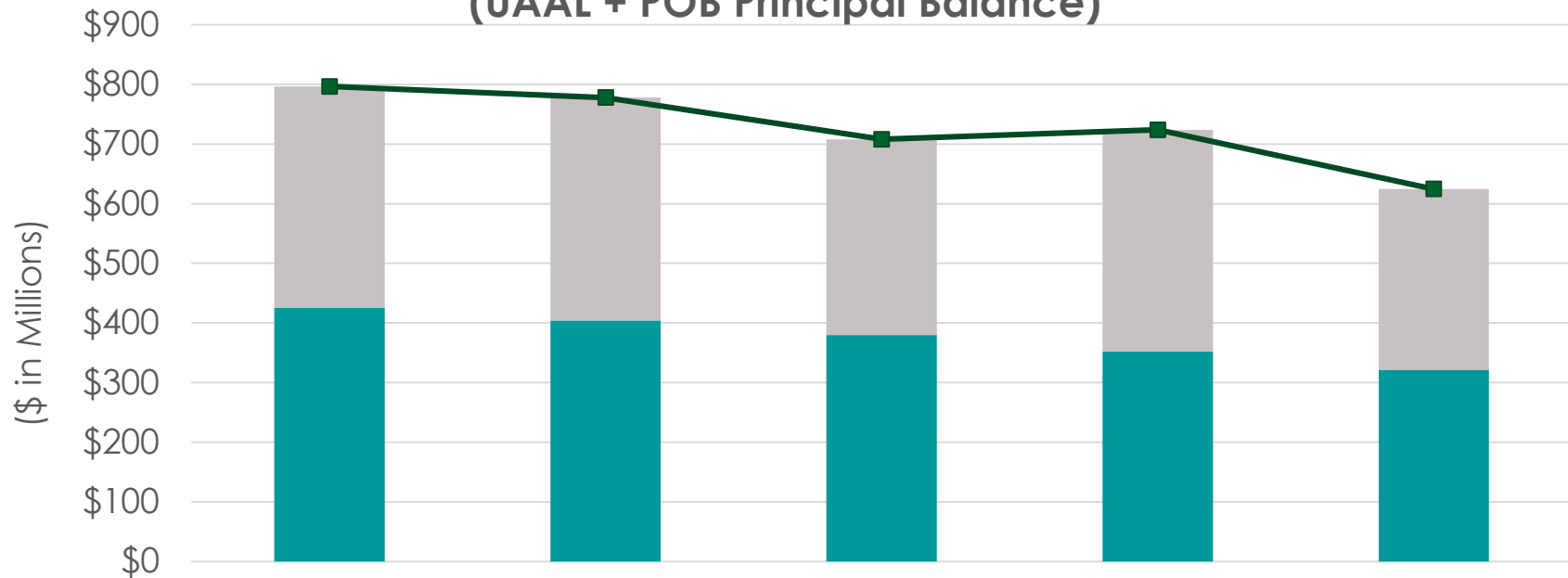
General Fund Reserves



Unfunded Liabilities

Pension

Sonoma County's Unfunded Pension Liability
(UAAL + POB Principal Balance)

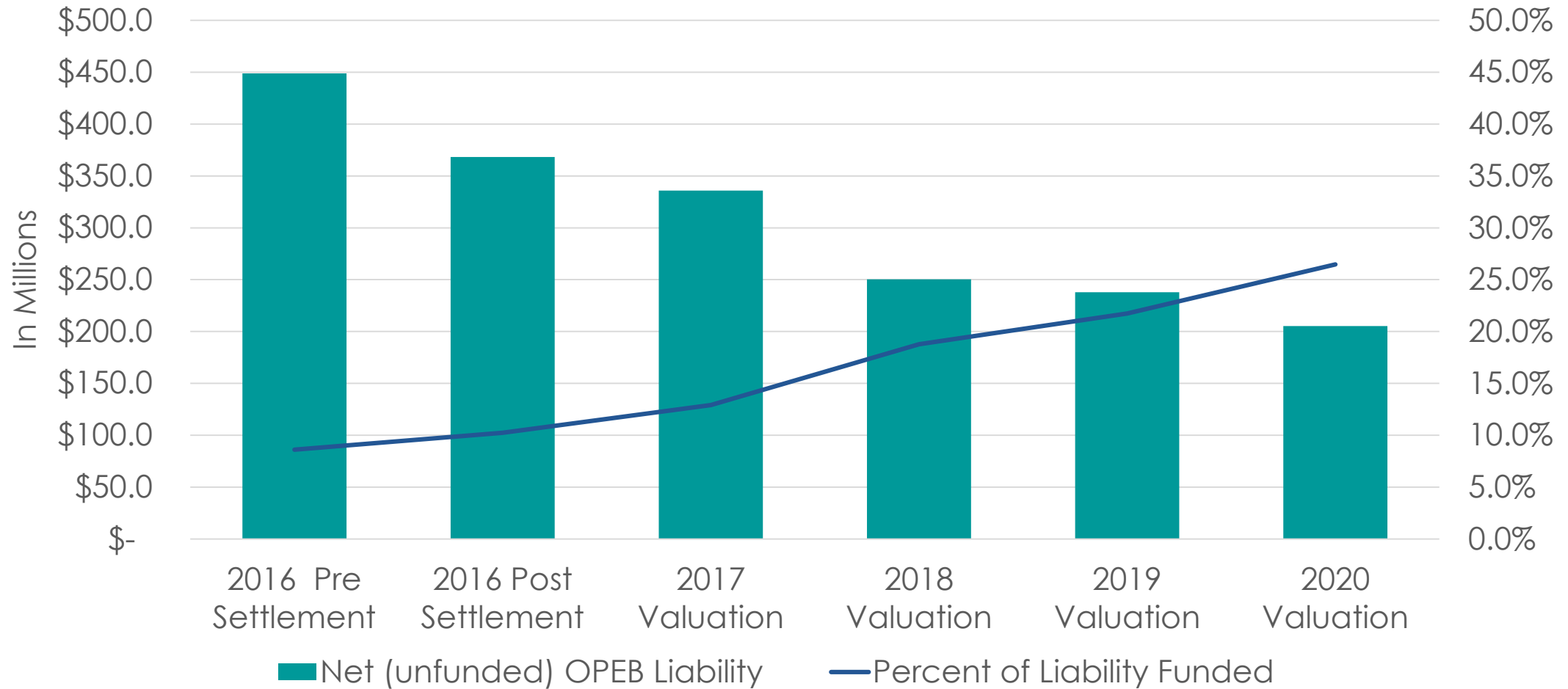


	06/30/16	06/30/17	06/30/18	06/30/19	06/30/20
County Share of UAAL	\$371	\$374	\$328	\$371	\$303
County POB Balance	\$425	\$404	\$380	\$352	\$321
Total	\$796	\$778	\$708	\$724	\$625



Unfunded Liabilities

Retiree Medical



Questions?

