



# Playground Stencil Catalog

# About the stencils & paint

- We have red, orange, yellow, green, blue, purple, black and white paint
  - Stencils can be painted any of these colors
  - Paint is long-lasting and weather-proof
- Stencils can be painted on any flat surface (asphalt, concrete, etc.) or exterior wall or fence
  - We can also paint on plywood, concrete steppingstones or tarps for a non-permanent option
  - Stencils can also be painted on Foam puzzle pieces that can be picked up and put away at anytime
- We can use the parts of the stencils in different ways to create different patterns—it doesn't have to look exactly like the pictures!



# How it works:

- Measure your outside play area where the stencils will go
- Choose the stencils you'd like to paint
  - You can choose to paint only part of the stencil if you don't have space for the whole thing—Laurel and Jasmine can help you figure out what will work
- Speak with Laurel or Jasmine to discuss your project and plan the painting day
- Schedule your painting day and recruit a few volunteers to help if your paintings are more than one or big projects
  - Laurel or Jasmine will bring the stencils, paint and supplies and help with painting

CALENDAR

SUN MON TUE WED THU FRI SAT

1 2 3 4 5 6  
7 8 9 10 11 12 13  
14 15 16 17 18 19 20  
21 22 23 24 25 26 27  
28 29 30 31

12

# Bull's Eye Toss

- 7'4" x 15'4"
- Limited space options:
- Can be made smaller by leaving off the outer circles or the lines at the bottom
- Paint just the bull's eye circle on a wall, piece of plywood or canvas sheet propped against a wall. We can provide a canvas sheet.



# Alphabet Tree of Knowledge

- 7'4" x 10'10"

Space saving option:


- Letters can be painted in a line, circle, or scattered around the play area





## Fruit Hopscotch

- 3'3" x 13'11"
- Limited space options:
  - Paint fruit in a long line instead of hopscotch pattern for narrow spaces
  - Leave off the first two squares to make it shorter
  - Paint fruit in a line, circle, or scattered around play area

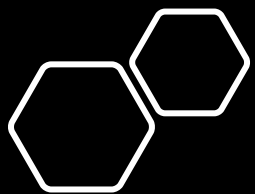


# Sunflower Hopscotch

---

- 3'4" x 12'7"
  - Limited space options:
  - Paint 1-5 (with 5 in the middle of the flower) to make it shorter
  - Paint just the flower and repeat throughout the play area to create a garden!
- 






# Alphabet/Number Snake

- Number: 3'4" x 15'4"
- Alphabet: 4'2" x 21'3"
- Limited space options:
- Paint numbers 1-5 to make it shorter








## Bike Road Path & Sign

- Can be painted in any pathway or space
- Stencil includes arrows, lane markings, and traffic signs
- Use to create a bike path

# Playground Pond

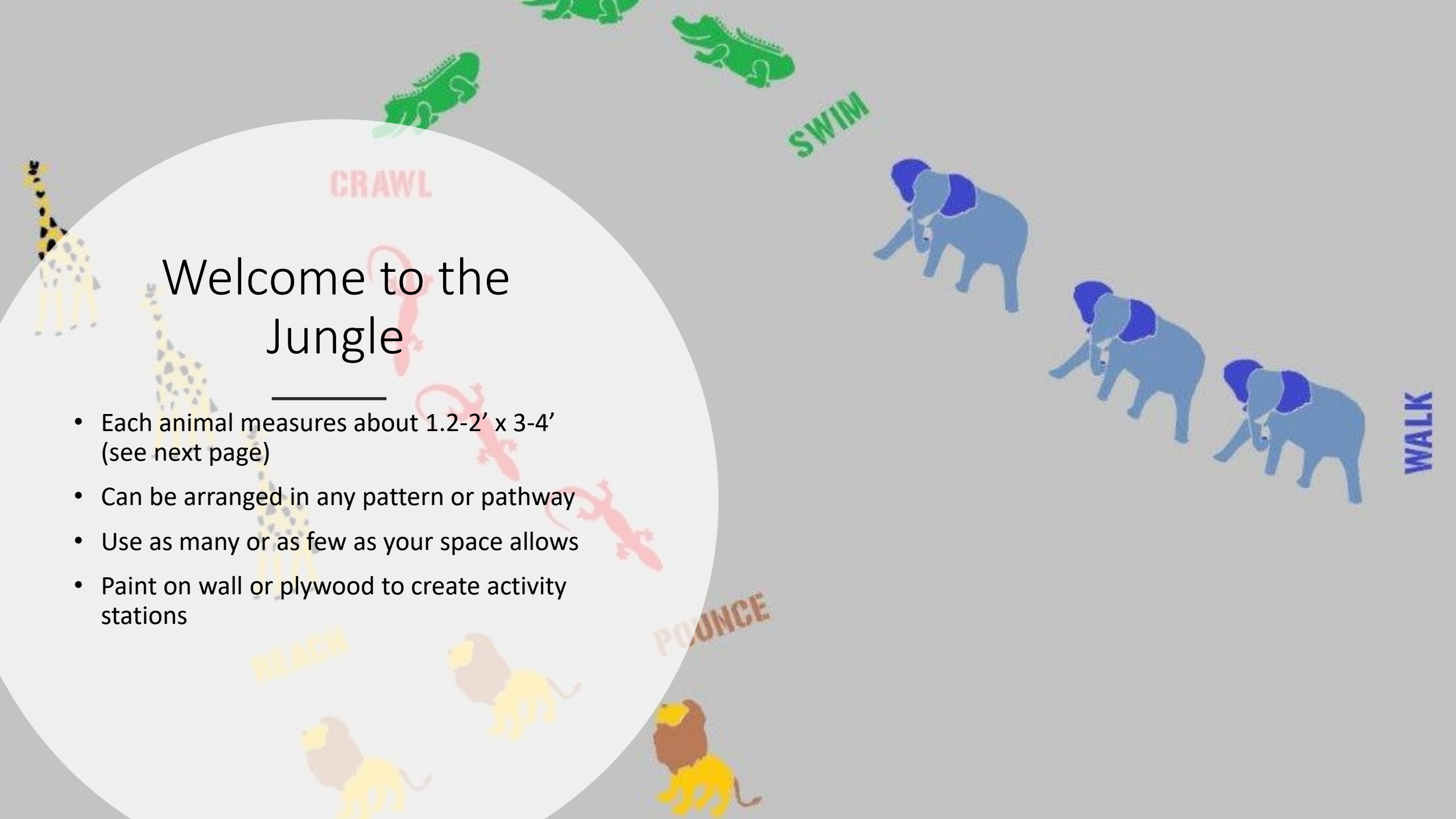


- Each animal measures about 1.2-2' x 3-4' (see next page)
- Can be arranged in any pattern or pathway
- Use as many or as few as your space allows
- Paint on wall or plywood to create activity stations



# Playground Pond

- Turtle: 2'2" wide, 3'4" long
- Duck: 3'1" wide, 2'11" long
- Frog: 3'4" wide, 2'6" long
- Dragonfly: 2'1" wide, 1'3" long



# Welcome to the Jungle

- Each animal measures about 1.2-2' x 3-4' (see next page)
- Can be arranged in any pattern or pathway
- Use as many or as few as your space allows
- Paint on wall or plywood to create activity stations



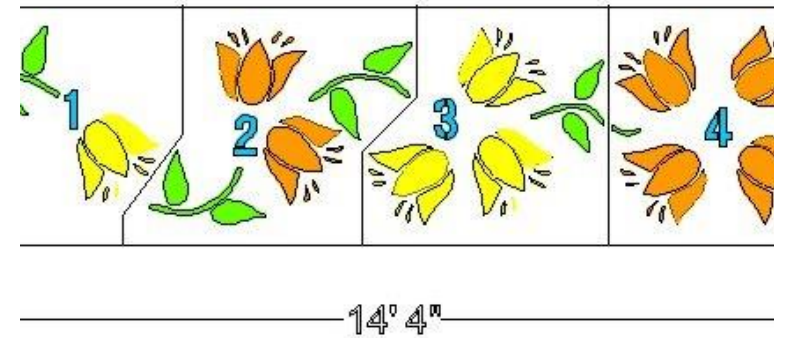
# Welcome to the Jungle

- Elephant: 2'11" wide, 1'11" long
- Giraffe: 1'3" wide, 3'4" long
- Lion: 2'7" wide, 2' long



## Flowers 1 to 4

- 3'4" x 14'4"
- Limited space options:
- Paint flowers 1-3 to make it shorter
- Paint just the flowers in a line, curved pathway, or scattered around play area



# Shape Swirl

- 3'4" x 21'2"

Limited space option:

- Paint just one set of shapes  
(picture shows shapes repeating 3x)



# Giant Shape Circle

- 20' x 20'

Limited space options:

- Paint shapes in a line, pathway, or scattered around the play area
- Paint a smaller circle using fewer shapes





# Contacts:

Laurel Chambers

Phone: 408-204-0973

[Laurel.Chambers@Sonoma-County.org](mailto:Laurel.Chambers@Sonoma-County.org)

Jasmine Gonzalez-Lara

Phone: 707-292-4176

[Jasmine.Gonzalez-Lara@Sonoma-County.org](mailto:Jasmine.Gonzalez-Lara@Sonoma-County.org)